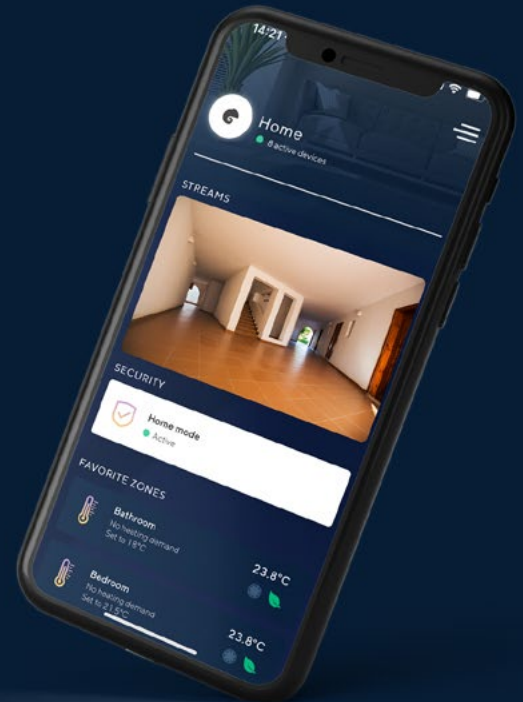


 **chameleon**[®]
mobile application



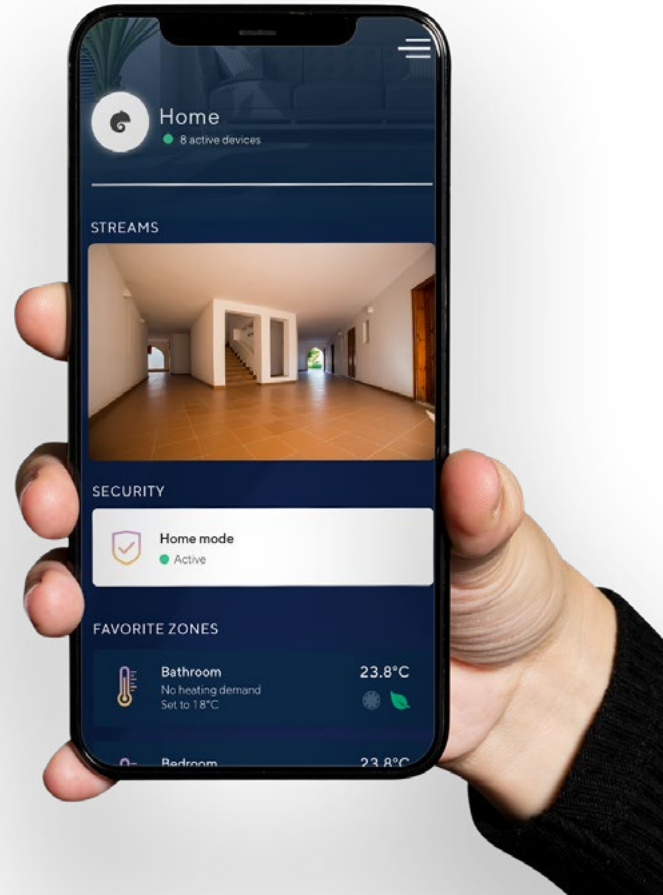


The smart home of the future



Chameleon mobile application

Controlled, complex and easy-to-use smart home application for apartments. It works from day 1 without live internet connection and even without difficult passwords.



Easy to start to use



The quick starter guide shows you how to connect to your home simply by scanning a QR Code

1

Download

Your Chameleon smart home application is available in the Apple App Store and also in Google Play Store.

You can scan these QR codes to jump directly to the given store or use the following search expression:
Chameleon Smart Home



2

Launch the app

After installation find your Chameleon Smart Home app icon and tap on it. Select the **"Setup Controller"** menu.



3

Login to your home

Scan the QR code below which is containing your login data for your home. Important: with this QR code, you will be able to log in anytime, even if you forgot your login credentials.

hck-uc-gta

4

Enjoy

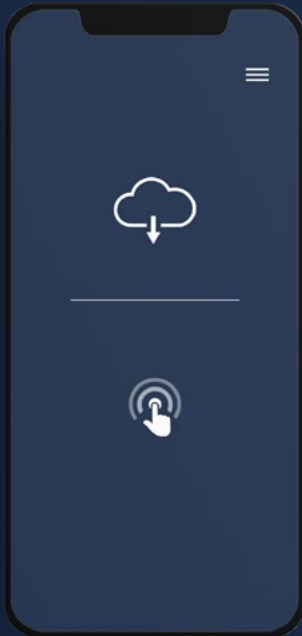
Follow the instructions of your application's and let's control your home!





Use the cloud or use it in private

BY DEFAULT: Cloud based Secure Easy to use Remote help
Always up to date

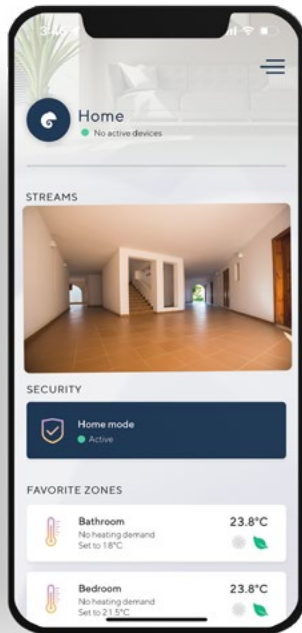


Or possible to disconnect from cloud

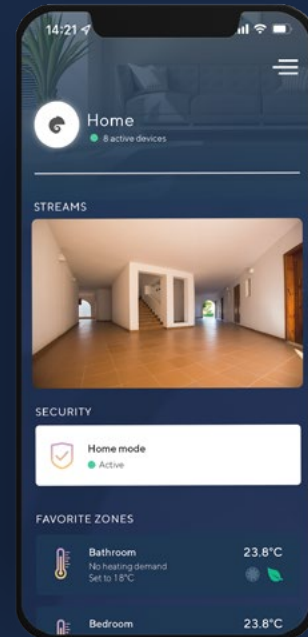
Ergonomy, speed ...swipe

Usage dependent menu ordering Based on the usage rate.
Max 3 taps to reach any devices in your home





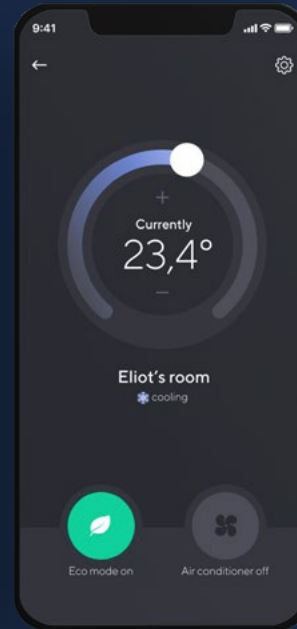
Light mode



Dark mode


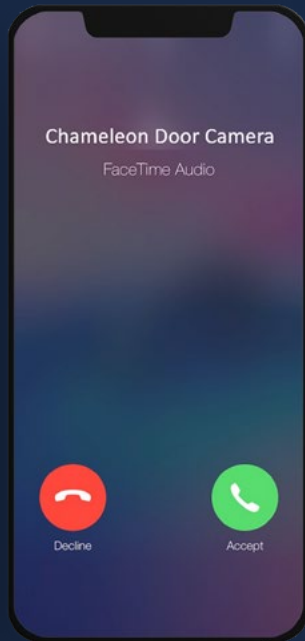
Temperatures and Thermostats

Good looking and precise. Works with all kind of heating and cooling technologies.



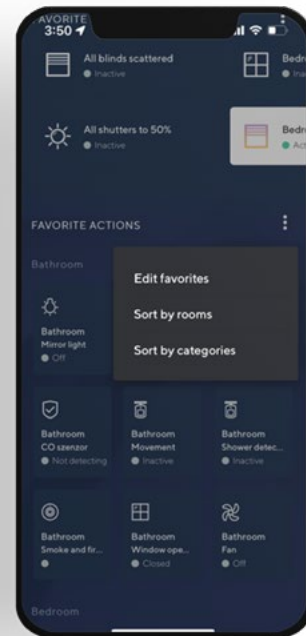
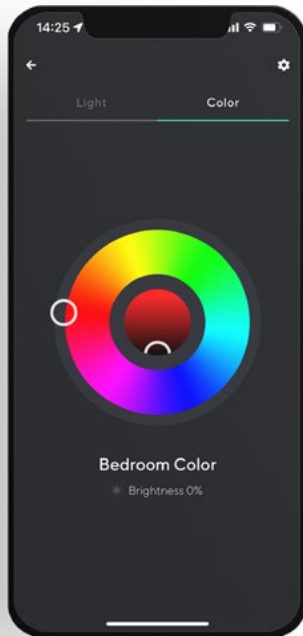
Cameras and intercoms

It reaches you as your friend or family member's call: rings on your phone, you can answer it and open the door if you want



Arrangable favourites

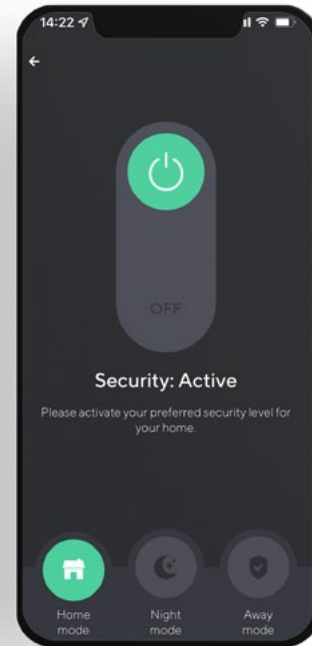
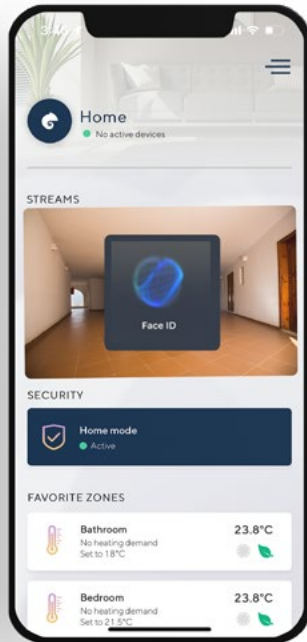
Freely arrangeable favorite actions or sensors. It is possible to put the most used ones to the main screen. You can arrange it by your preferences too.



Alarm notifications & Security

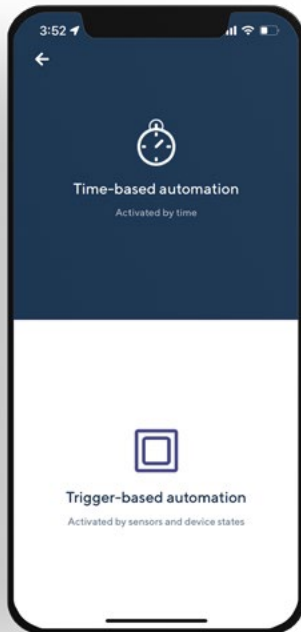
It can be modified only if you are the one who has access. Chameleon application works with your built-in biometrics, like fingerprint and face ID recognition. You can be sure that you are the only one who is in control.

Different security levels from home to away through night mode. All of them depends on the other, you can be safe when you are home, sleeping or away from home. Chameleon secures your home.



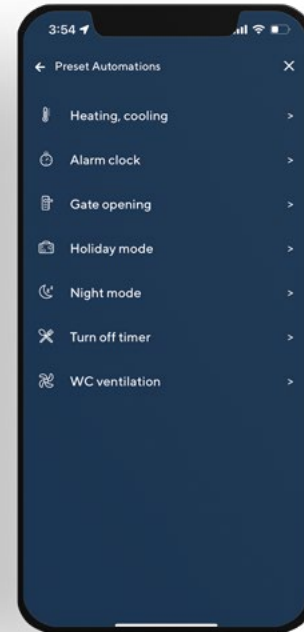
Custom automations

You have the freedom to make new automations anytime with any of your devices. You can trigger automations by time or action, but you can combine the two of course. Everything is possible, it depends only on your imagination.



Preset automations

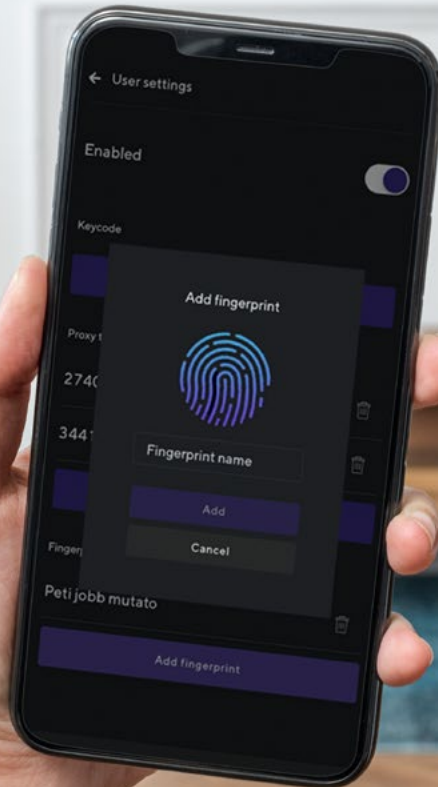
If you don't want to have custom automations, there are most common automations preactivated: Heating and cooling control - Alarm clock - Gate opening and closing automation - Presence simulation - Night mode - Timers - Fan control



Fingerprint and access control

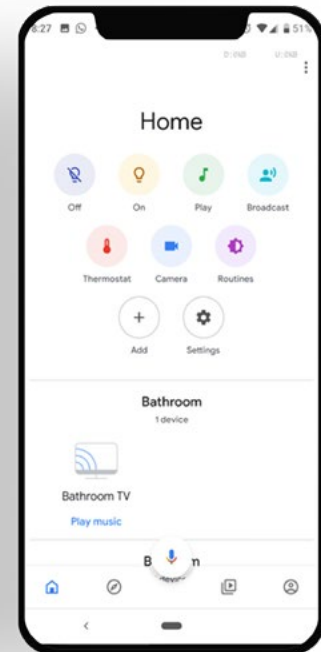
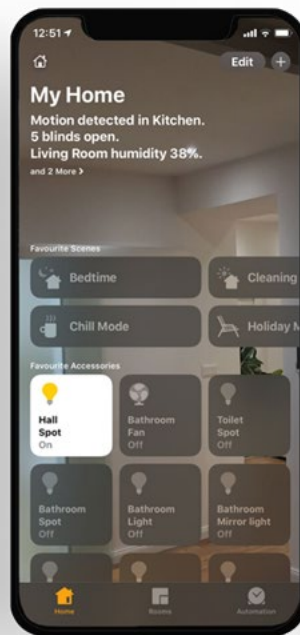
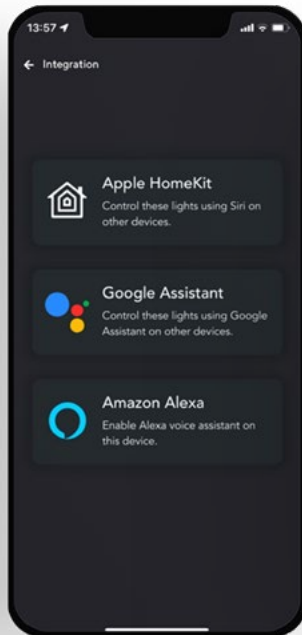
You can access your home through a smart lock:

- Fingerprinting access
- Key code access
- Proxy token access



One click Apple Homekit, Google Assistant or Amazon integration

Chameleon smart home system is prepared for the future. Chameleon provides you the freedom to use different smarthome software: simple one click integration with Apple, Google or Amazon.





Chameleon Smart Home Zrt
chameleon-smarthome.com
Hungary - 1155 Budapest, Óda u. 22.
info@chameleon.sh